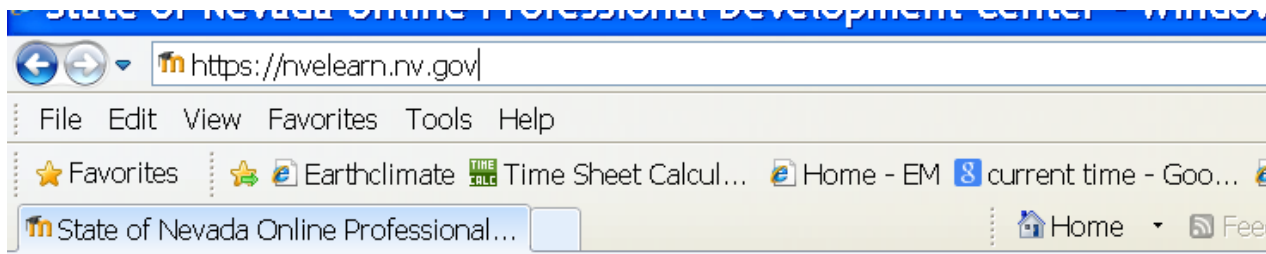


Steps for State Certification Exam

Step 1

Go to <https://nvelearn.nv.gov> website



Step 2

Login



[Home](#)

Login

Username

Password

Remember username

[Lost password?](#)

WELCOME

Welcome to the State of Nevada Online Professional Development website. This site is relevant to public service employees and their supervisors.

If this is your first time visiting this site, fully explore the site, including the Main Menu, to find the course you are interested in.

While most courses are "open enrollment" courses, some courses have an enrollment key are provided in the course description.

Steps for State Certification Exam

Step 3

Select "Course Catalog"

Latest news

22 Oct, 14:45
SYSTEM ADMINISTRATOR
[ONLINE TRAINING
WORKSHOPS AVAILABLE
NOW!](#)

1 Oct, 14:44
SYSTEM ADMINISTRATOR
[NEW TRAINING ROOM
AVAILABLE IN THE FALL!](#)

[Older topics ...](#)

Administration

WELCOME

Welcome to the State of Nevada Online Professional Development Center. This on areas relevant to public service employees and the general public - 24x7, 365 day:

If this is your first time visiting this site, fully read the instructions provided below. At the Main Menu, to find the course you are interested in.

While most courses are "open enrollment" (no password required) some require th enrollment key are provided in the course summary to the right of the course name



[Course Catalog](#)



[Log Out of System](#)

Steps for State Certification Exam

Step 4

Select "Courses for other Nevada Public Service..."



The screenshot shows the header of the State of Nevada Online Professional Development Center. The header includes the state seal and the text "State of Nevada Online Professional Development Center". Below the header, there is a breadcrumb trail "Home > Courses". A navigation menu is displayed with the following items:


- Administration
- ▶ My profile settings
- ▶ STATE OF NEVADA EMPLOYEES
- ▶ INFORMATION TECHNOLOGY
- ▶ COURSES FOR OTHER NEVADA PUBLIC SERVICE ENTITIES AND THE PUBLIC
- ▶ COURSE DEVELOPERS

At the bottom of the menu, there is a search bar labeled "Search courses:" with a text input field and a "Go" button.

Steps for State Certification Exam

Step 5

Select "Law Enforcement"

on  Course cate

js

COURSES FOR OTHER NEVADA PUBLIC SERVICE ENTITIES AND THE PUBLIC

- ▶ Education
- ▶ Emergency Management/Disaster Preparedness
- ▶ Health and Human Services
- ▶ Law Enforcement
- ▶ Public Safety/First-Responders
- ▶ Veterans Advocacy and Support
- ▶ How To Apply For A Job with the State of Nevada

Steps for State Certification Exam

Step 6

Select "Peace Officers' Standards and Training (POST)"

Course categories:

COURSES FOR OTHER NEVADA PUBLIC SERVICE ENTITIES AND THE PUBLIC / Law Enforce

▶ **Peace Officers' Standards and Training (POST)**



Steps for State Certification Exam

Step 7

Select "P.O.S.T. State Certification Exams"

The screenshot shows a web browser window displaying the State of Nevada Online Professional Development Center. The page is titled "COURSES FOR OTHER NEVADA PUBLIC SERVICE ENTITIES AND THE PUBLIC" and is filtered by "Law Enforcement / Peace Officers' Standards and Training (POST)". A search bar is visible in the top right corner. The main content area lists several course categories: Legal, Management/Supervisor/Executive, Microsoft Office, Miscellaneous, and Child Abuse and Exploitation. The "P.O.S.T. State Certification Exams" course is highlighted with a mouse cursor. Below the course name, there is a brief description of the course's purpose and a note that a password is required to take the exams. The left sidebar contains a "Main menu" with links for "LOG-IN INSTRUCTIONS", "LOG OUT", "COURSE CATALOG", "SEARCH BY COURSE NAME", "SEND FEEDBACK", and "REQUEST A NEW COURSE". The "Navigation" section at the bottom left includes a "Home" link.

Before Step 8, a button will come up to click for enrollment in exams – click to enroll then go to Step 8

Steps for State Certification Exam

Step 8

Select the Exam you are taking

1. Obtain the password and log into the correct exam for your category certification.
2. Complete the exam. A 70% or better grade must be achieved.
3. Upon successful completion of the exam, make sure you save, email or print your certificate. Email or give the certificate (or reported to POST and added into your training record.
4. If the exam is not successfully completed, contact your Academy personnel or your agency's single-point-of-contact, as app

[Category I State Certification Exam](#)

[Category II State Certification Exam](#)

[Category III State Certification Exam](#)

[Reserve State Certification Exam](#)

A link to your Certificate of Completion will become visible below this heading after you have passed the certific

—

Steps for State Certification Exam

Step 9

Click on "Preview quiz now"

This quiz opened at Tuesday, November 12, 2013, 8:00 AM

This quiz will close at Thursday, November 14, 2013, 6:00 PM

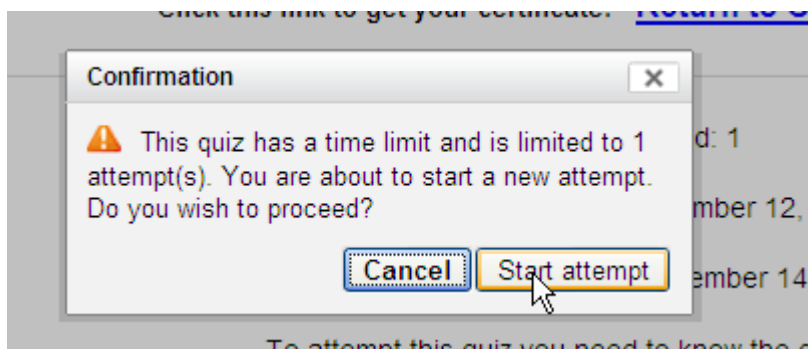
To attempt this quiz you need to know the quiz password

Time limit: 3 hours

Attempts: 2

Preview quiz now

Step 10



Steps for State Certification Exam

Step 11

▼ Password

To attempt this quiz you need to know the quiz password

Quiz password

IMPORTANT: If the test site locks during the exam, please press **CTRL-F5** to unlock and resume the exam.